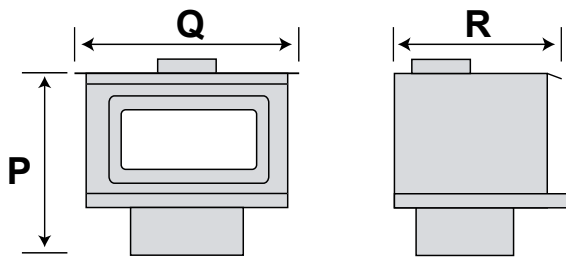
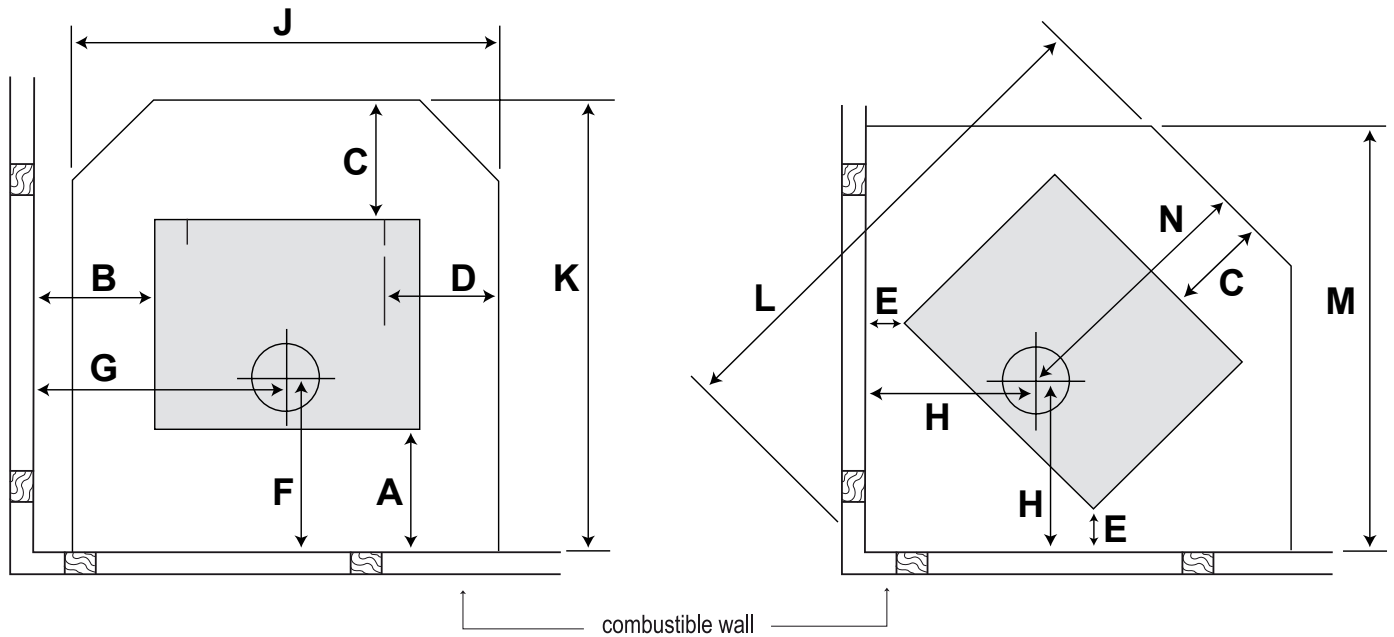


FREESTANDING SPECIFICATIONS  
PAGE 1 OF 2



- A = Rear wall to rear heat shield
- B = Side wall to side edge of top plate
- C = Door seal lip (firebox) to the front of the floor protector
- D = Door seal lip (firebox) to the side of the floor protector
- E = Wall to rear corner of top plate

All dimensions are in millimetres.  
All dimensions are set as a minimum guide only.

Minimum clearance requirements to combustibles with 1200mm Maxen MKII double skin flue shield

A	B	C	D	E	F	G	H	J	K	L	M	N	P	Q	R
150	250	300	200	150	298	550	467	820	838	1200	1000	540	623	600	425

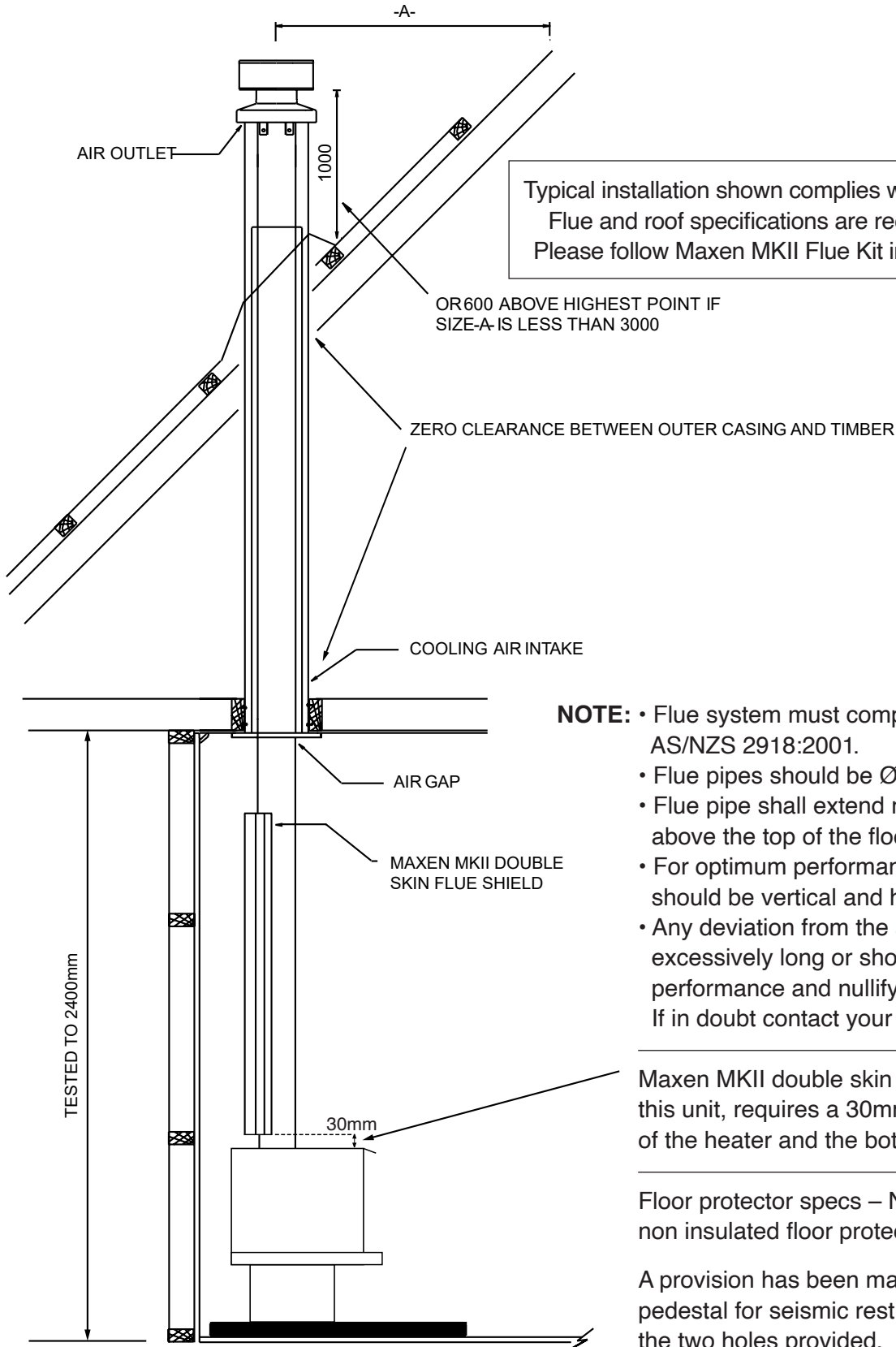
Model	Water Heating Option	Floor Protector	Emissions	Efficiency
Clean Air	No	Non insulated	0.84g/kg	65.4%
Rural	Maxen 3.1 kW	Non insulated	-	-

THIS MODEL HAS BEEN TESTED TO AS/NZS 2918:2001 AND IF INSTALLED IN ACCORDANCE WITH THESE SPECIFICATIONS THE HEATER COMPLIES WITH AS/NZS 2918:2001 including Appendix F. The minimum clearance to combustibles may be reduced if the combustibles are shielded with an approved non-combustible material. Details of suitable shielding materials and appropriate clearance reduction factors are present in Section 3 of AS/NZS 2918:2001.

Clean Air Authorisation Number: 240581.

MAXEN FIREPLACES RESERVE THE RIGHT TO CHANGE SPECIFICATIONS OR DESIGNS WITHOUT PRIOR NOTICE.

FREESTANDING SPECIFICATIONS  
PAGE 2 OF 2



- NOTE:**
- Flue system must comply with Appendix F of AS/NZS 2918:2001.
  - Flue pipes should be  $\text{Ø}150\text{mm}$  ( $\text{Ø}6''$ ).
  - Flue pipe shall extend no less than 4600mm above the top of the floor protector.
  - For optimum performance the flue system should be vertical and have no bends.
  - Any deviation from the above (eg: if the flue is excessively long or short) may alter the heaters performance and nullify the Maxen warranty. If in doubt contact your Maxen supplier.

Maxen MKII double skin flue shield, tested on this unit, requires a 30mm gap between the top of the heater and the bottom of the shield

Floor protector specs – New Zealand minimum non insulated floor protector only.

A provision has been made at the rear of the pedestal for seismic restraint by bolting through the two holes provided.

IF INSTALLED IN ACCORDANCE WITH THESE SPECIFICATIONS THE HEATER COMPLIES WITH AS/NZS 2918:2001 including Appendix F.

MAXEN FIREPLACES RESERVE THE RIGHT TO CHANGE SPECIFICATIONS OR DESIGNS WITHOUT PRIOR NOTICE.