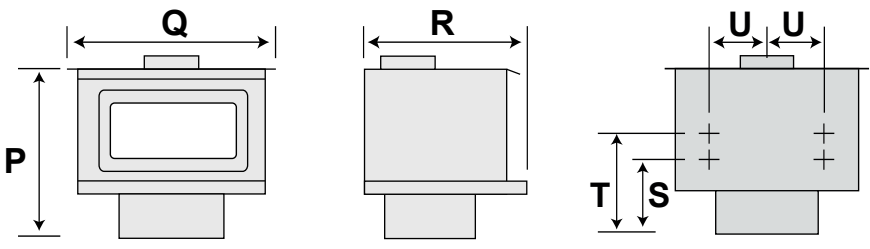
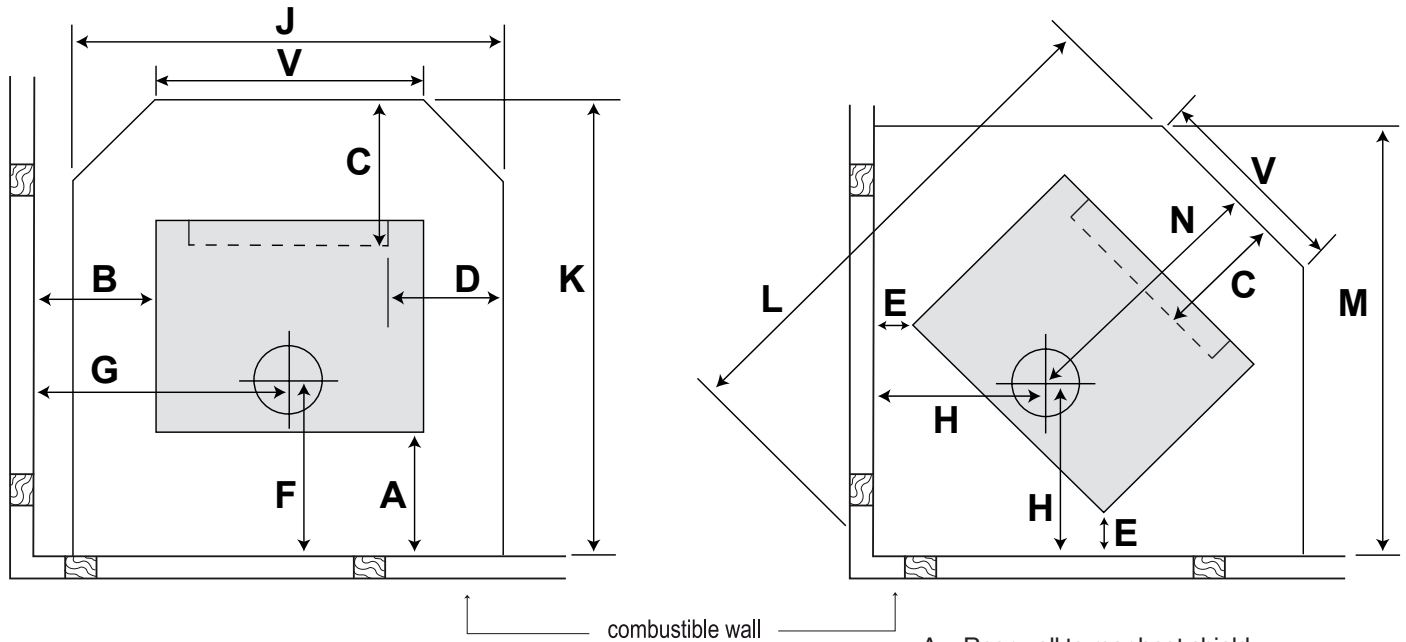


FREESTANDING SPECIFICATIONS  
PAGE 1 OF 2



- A = Rear wall to rear heat shield
- B = Side wall to side edge of top plate
- C = Door seal lip (firebox) to the front of the floor protector
- D = Door seal lip (firebox) to the side of the floor protector
- E = Wall to rear corner of top plate

All dimensions are in millimetres.  
All dimensions are set as a minimum guide only.

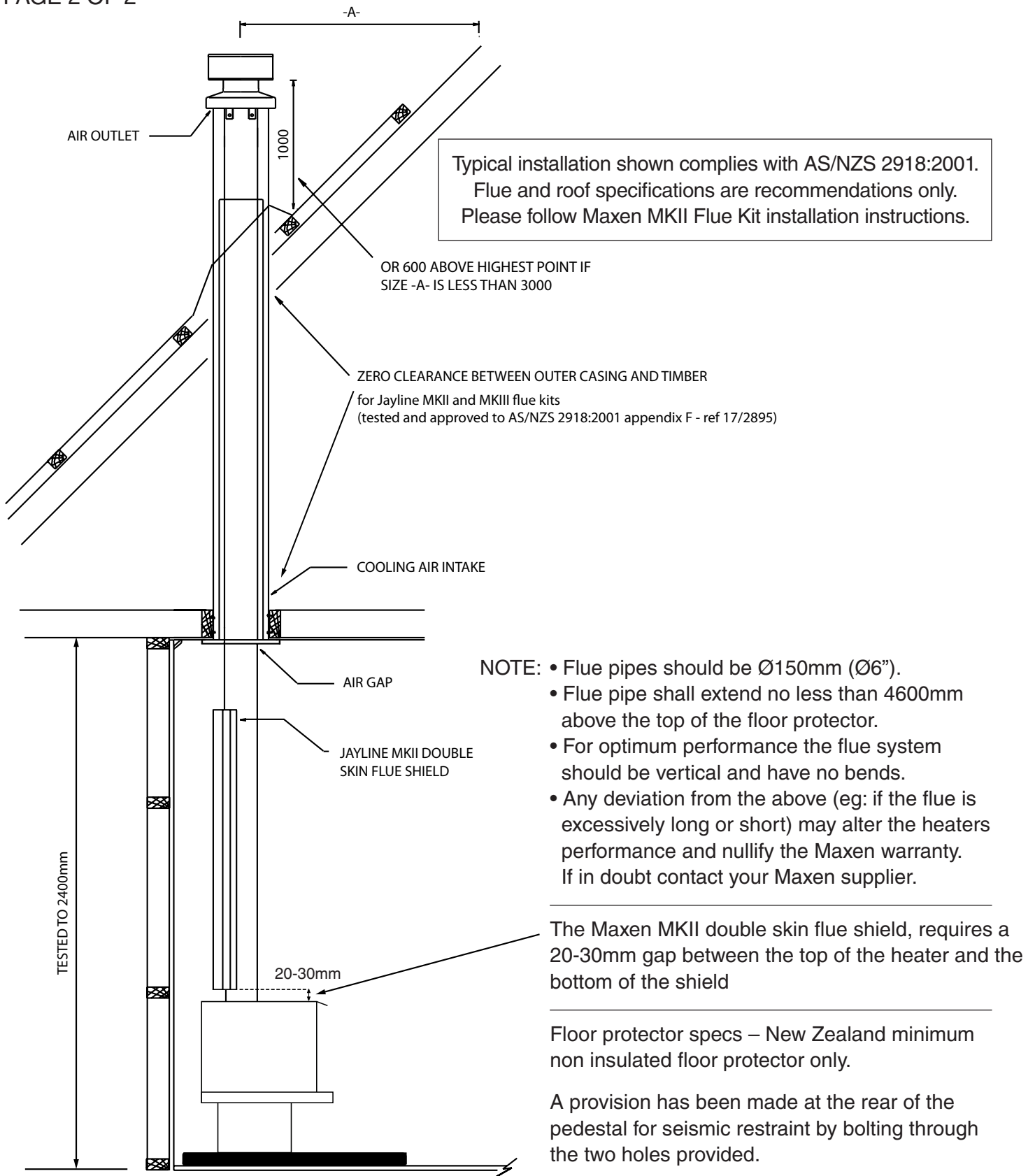
Minimum clearance requirements to combustibles with 1200mm Maxen MKII double skin flue shield

A	B	C	D	E	F	G	H	J	K	L	M	N	P	Q	R	S	T	U	V
100	290	300	200	100	254	602	407	815	898	1218	1075	642	670	605	562	340	440	107.5	605

Model	Water Heating Option	Floor Protector	Emissions	Efficiency	Authorisation No.
Kinmont 350 (Dry)	—	Non insulated	0.70g/kg	65.4%	350-P: 240582 350-L: 240583 350-W: 240584
Kinmont 350H (Wet)	Maxen 3.1kW	Non insulated	0.66g/kg	65.1%	350H-P: 240608 350H-L: 240609 350H-W: 240610

THIS MODEL HAS BEEN TESTED TO AS/NZS 2918:2001 AND IF INSTALLED IN ACCORDANCE WITH THESE SPECIFICATIONS THE HEATER COMPLIES WITH AS/NZS 2918:2001 including Appendix F. The minimum clearance to combustibles may be reduced if the combustibles walls are shielded with an approved non-combustible material. Details of suitable shielding materials and appropriate clearance reduction factors are present in Section 3 of AS/NZS 2918:2001.

FREESTANDING SPECIFICATIONS  
 PAGE 2 OF 2



Typical installation shown complies with AS/NZS 2918:2001.  
 Flue and roof specifications are recommendations only.  
 Please follow Maxen MKII Flue Kit installation instructions.

- NOTE:
- Flue pipes should be Ø150mm (Ø6").
  - Flue pipe shall extend no less than 4600mm above the top of the floor protector.
  - For optimum performance the flue system should be vertical and have no bends.
  - Any deviation from the above (eg: if the flue is excessively long or short) may alter the heaters performance and nullify the Maxen warranty. If in doubt contact your Maxen supplier.

The Maxen MKII double skin flue shield, requires a 20-30mm gap between the top of the heater and the bottom of the shield

Floor protector specs – New Zealand minimum non insulated floor protector only.

A provision has been made at the rear of the pedestal for seismic restraint by bolting through the two holes provided.

IF INSTALLED IN ACCORDANCE WITH THESE SPECIFICATIONS THE HEATER COMPLIES WITH AS/NZS 2918:2001.

MAXEN FIREPLACES RESERVE THE RIGHT TO CHANGE SPECIFICATIONS OR DESIGNS WITHOUT PRIOR NOTICE.